

## Metal Foil Current Sensing Surface Mount Chip Resistor

RoHS LOW TCR

### FEATURES

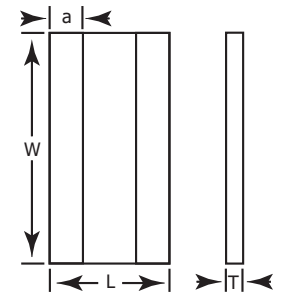
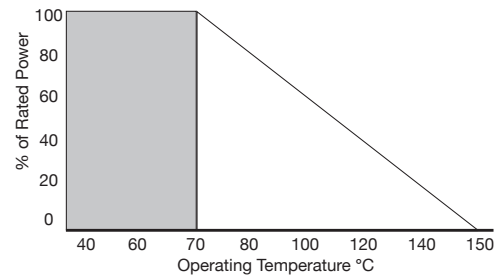
- High stability metal foil technology
- Single sided or full wraparound terminals
- 100% tin over nickel barrier for solder attachment
- RoHS compliant and halogen free



Part	Length ± 0.008"	Width ± 0.008"	Thickness (max)	Terminal Width (a)	Rated Power @ 70°C	Resistance Range	Tolerance	Attachment Method	Terminal Metallization
MLI-1835SS	.180"	.350"	0.028"	2 mΩ up 0.028" 1 mΩ 0.063"	5W	.001Ω .002Ω .003Ω - up	±5% ±2% ±1%	Solder	NiCr/Ni/Sn
MLI-1835WA	.180"	.350"	0.028"	2 mΩ up 0.028" 1 mΩ 0.063"	4W	.001Ω .002Ω .003Ω - up	±5% ±2% ±1%	Solder	NiCr/Ni/Sn
MLI-2043SS	.200"	.430"	0.028"	2 mΩ up 0.031" 1 mΩ 0.063"	6W	.001Ω .002Ω .003Ω - up	±5% ±2% ±1%	Solder	NiCr/Ni/Sn
MLI-2043WA	.200"	.430"	0.028"	2 mΩ up 0.031" 1 mΩ 0.063"	5W	.001Ω .002Ω .003Ω - up	±5% ±2% ±1%	Solder	NiCr/Ni/Sn

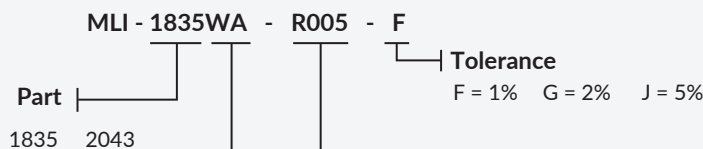
ITEM	SPECIFICATION
Operating Temperature:	-55°C to +150°C
TCR:	1 mΩ ± 200 ppm/°C 2 mΩ ± 100 ppm/°C 3 mΩ up ± 50 ppm/°C
Resistance Range	1 mΩ - 9 mΩ (1 mΩ steps) 10 mΩ - 500 mΩ (E-6 values)
Substrate Material	99.6% Alumina

Derating Curve



### ORDERING INFORMATION

Example: 1835, 4mW, 0.005Ω, 1%, resistor with wraparound terminals



Terminal Style  
SS - Single Sided  
WA - Wraparound

#### Resistance Value

Highest resistor value is 500mΩ (R500).  
Values below 1Ω use 'R' to indicate a decimal point before resistance value.  
For example: 0.005Ω is noted as R005, 0.05Ω is noted as R050.

#### Terminal Styles



SS - Single Sided



WA - Wraparound

T=Tape and Reel  
RoHS Compliant = ✓

RoHS LOW TCR