

# RCX Partial Wraparound

0302PW 0402PW 0502PW 0603PW 0805PW

ULR

RoHS

Sn62

NON-MAG

KIT

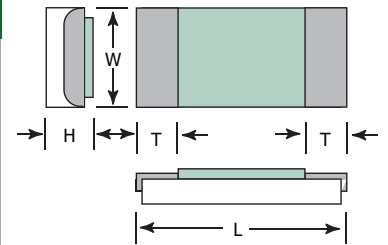
Partial Wraparound Thick Film Chip Resistors for High Frequency Applications

## FEATURES

- Stable resistance over frequency
- 96% Al<sub>2</sub>O<sub>3</sub> substrate material
- Tolerances to ±1%
- Resistance values from 10Ω to 2KΩ<sup>1</sup>
- TCR to ± 100PPM/°C
- Operating Temp. -55 to 150°C

1. Other values available. Please contact factory.

Part	Length	Width	Height (max)	Terminal (min)	WVDC (max)	Rated Power @ 70°C	Tolerance (%)	Frequency Range <sup>2</sup>
RCX-0302PW	0.030 ± .005	0.020 ± .003	0.020	0.004	50	63 mW	5	≤ 40 GHz
RCX-0402PW	0.040 ± .005	0.020 ± .005	0.020	0.005	50	80 mW	1, 2, 5	≤ 36 GHz
RCX-0502PW	0.050 ± .005	0.020 ± .005	0.020	0.009	50	100 mW	1, 2, 5	≤ 26.5 GHz
RCX-0603PW	0.060 ± .005	0.030 ± .005	0.020	0.009	50	100 mW	1, 2, 5	≤ 15 GHz
RCX-0805PW	0.080 ± .005	0.050 ± .005	0.020	0.009	150	175 mW	1, 2, 5	≤ 8 GHz




2. Frequency range in an impedance matched system.

## TERMINATIONS

### Terminal Metallizations

Base Metal	No Solder Applied (PN Prefix)	Sn62 Solder Coat (PN Prefix)	Sn96 Solder Coat (PN Prefix)
Platinum Silver (PtAg)	RC3- ✓	RCC-	RCP- ✓
ULR Platinum Silver (PtAg)	RC8- ✓	RCH-	RCR- ✓
Platinum Gold (PtAu)	RC4- ✓	RCD-	RCQ- ✓

### Terminal Styles



PW - Partial Wraparound

## ORDERING INFORMATION

Example: 100Ω, 5%, 100mW, 0502 partial wrap resistor

RC3 0502PW 1000 J

**Termination Material**

- ✓ -3 PtAg
- ✓ -4 PtAu<sup>3</sup>
- ✓ -8 PtAg ULR
  - C PtAg w/ Sn62 Solder
  - D PtAu w/ Sn62 Solder<sup>3</sup>
  - H PtAg w/ Sn62 Solder ULR
- ✓ -P PtAg w/ Sn96 Solder
- ✓ -Q PtAu w/ Sn96 Solder<sup>3</sup>
- ✓ -R PtAg w/ Sn96 Solder ULR

**Tolerance**  
F - 1% G - 2% J - 5%

**Resistance Value**  
The first three digits are significant values. The fourth is the number of zeroes following. The R indicates a decimal point when resistance value is less than 100Ω. For jumper use code JUMPR.

**Part**  
0302PW 0502PW 0805PW  
0402PW 0603PW

Packaging: B=Bulk, T=Tape and Reel  
RoHS Compliant = ✓  
ULR = Ultra Leach Resistant

ULR

RoHS

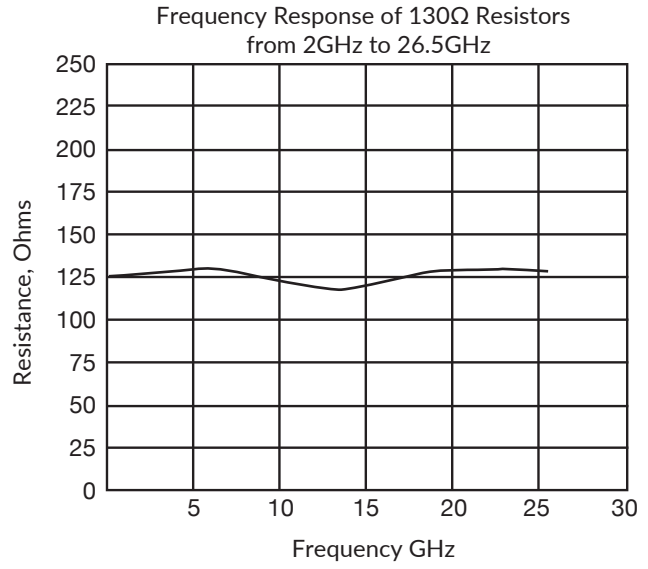
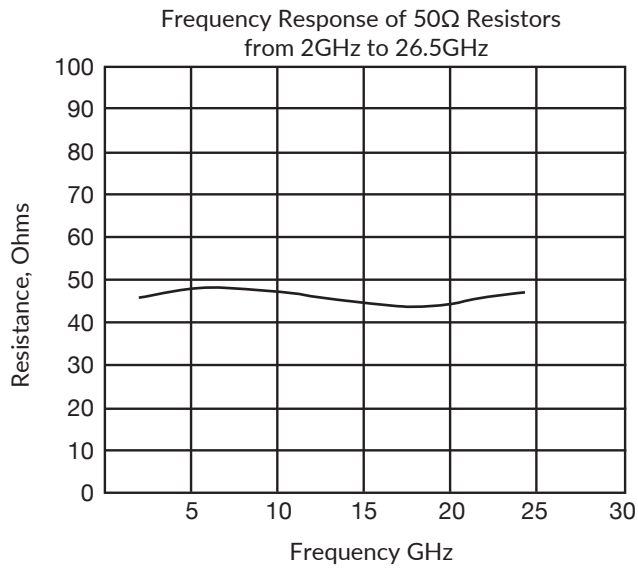
Sn62

NON-MAG

KIT

3. Applies to 0302 only

## FREQUENCY RESPONSE



Two frequency response curves of the RCC-0502PW are shown here to illustrate the flatness of the response of IMS' RCX Partial Wrap resistors. S-Parameters of all RCX PW sizes can be found on the IMS website. Measurements were taken of 50Ω and 130Ω resistors within a span of 2GHz to 26.5GHz.

The response does not change appreciably at different resistance values. Similar response can be expected from other size resistors within the RCX PW Series and within the resistance range for the respective size.