IMS Single Sided

000 001 002 003 004 005 008 009 H09 010 013 014 017 2777

HI-OHM RoHS Sn62 NON-MAG BONDABLE

FEATURES



- Thick film technology
- Single sided terminations for wirebonding, soldering and epoxy attachment
- Gold, platinum silver and platinum silver with solder coated terminations
- Resistance values from 0.1Ω to 1TΩ
- Low TCRs
- Operating temperature: -55°C to 150°C

DIMENSIONS

Part	Length	Width	Height (max)	WVDC (max)	Rated Power @ 70°c	Tolerance (%)
IMS000	0.045 ± .005	0.030 ± .005	0.016	60	125mW	1, 2, 5, 10
IMS001	0.050 ± .005	0.050 ± .005	0.016	60	125mW	1, 2, 5, 10
IMS002	0.075 ± .005	0.050 ± .005	0.016	100	175mW	1, 2, 5, 10
IMS003	0.100 ± .005	0.050 ± .005	0.016	160	250mW	1, 2, 5, 10
IMS004	0.150 ± .005	0.050 ± .005	0.016	350	350mW	1, 2, 5, 10
IMS005	0.100 ± .005	0.100 ± .005	0.016	160	500mW	1, 2, 5, 10
IMS008	0.100 ± .005	0.025 ± .005	0.016	175	100mW	1, 2, 5, 10
IMS009	0.080 ± .005	0.050 ± .005	0.016	150	175mW	1, 2, 5, 10
IMSH09	0.080 ± .005	0.050 ± .005	0.016	150	175mW	10, 20, 30
IMS010	0.125 ± .005	0.050 ± .005	0.016	230	250mW	1, 2, 5, 10
IMS013[1]	0.045 ± .005	0.030 ± .005	0.016	60	125mW	1, 2, 5, 10
IMS014[1]	0.035 ± .005	0.035 ± .005	0.016	50	125mW	1, 2, 5, 10
IMS017[1]	0.025 ± .005	0.030 ± .005	0.016	40	30mW	1, 2, 5, 10
IMS2777[1]	0.030 ± .005	0.020 ± .005	0.016	40	30mW	1, 2, 5, 10

1. Available with Au (-1) terminal material only

1%, 2% not available over 1MΩ.

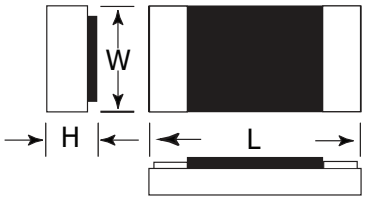

ORDERING INFORMATION

Example: 0.045" X 0.030", gold terminations, 100Ω, 5% tolerance

IMS000 - 1 B - 1000 J

000[2] 001 002
003 004 005
008 H09 009
010 013[1] 014[1]
017[1] 2777[1]

Tolerance

F - 1% G - 2% J - 5%
K - 10% L - 15% M - 20%
N - 30%

1%, 2% not available over 1MΩ

Termination Material

☑ **-1** Au
☑ **-3** PtAg
C PtAg w/ Sn62 Solder
☑ **-P** PtAg w/ Sn96 Solder

Resistance Value

The first three digits are significant values. The fourth is the number of zeroes following. The R indicates a decimal point when resistance value is less than 100Ω. For jumper use code JUMPR

Terminal Style

none = SS B = SB

1. Available with Au (-1) terminal material only

Add 'B' after the dash number to indicate a backplane of the same metalization (-1, -3 only).

Terminations



SS - Single Sided



SB - Single Sided w/ Backplane

Note: Not all termination materials available in all styles.

For packaging options please visit our website www.ims-resistors.com/packaging

RoHS Compliant = ☑

HI-OHM RoHS Sn62 NON-MAG BONDABLE

Resistance Ranges

The table below illustrates the resistance values and the tolerances available for all of IMS' single side devices. Resistance values can be as low as 0.1Ω and as high as 100GΩ (device dependent). For resistances higher than 100GΩ, consult the factory.

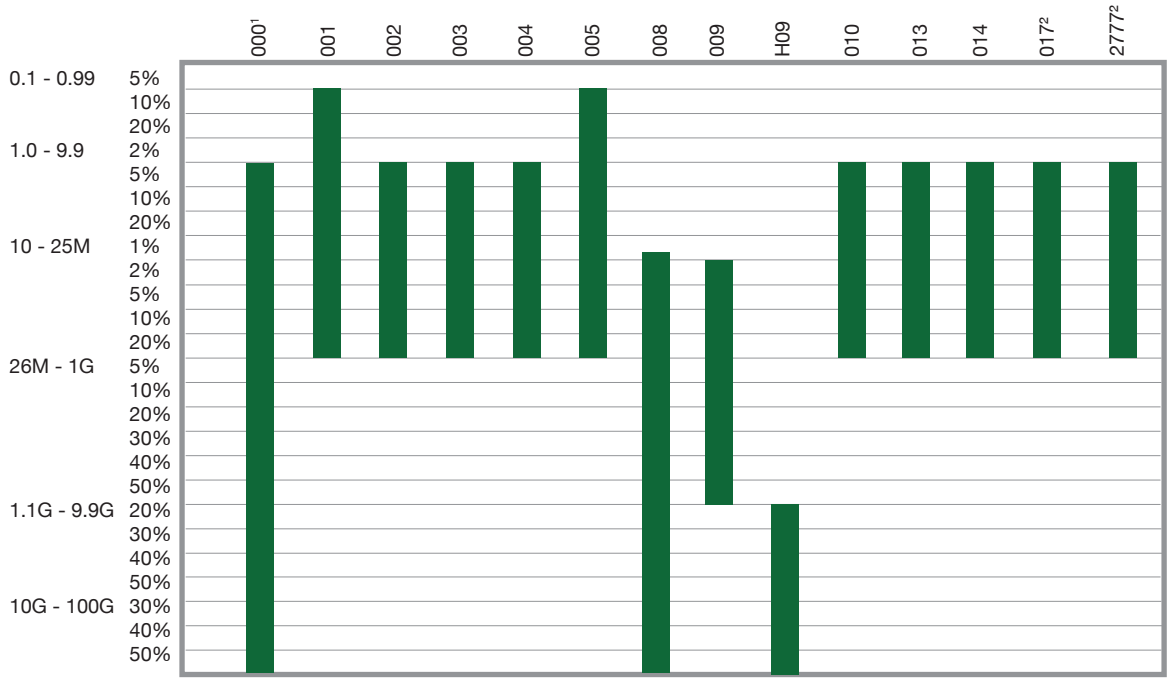

Jumpers are available in all sizes.

1 Larger bond pads available for auto wirebonding.

2 Highest Value for 1% or 2% Tolerance is 1MΩ