


0302 0402 0502 0504 0603 0805 1005 1206 1505 2010 2512

ULR HI-OHM RoHS Sn62 NON-MAG BONDABLE

Thick Film Wraparound Surface Mount Chip Resistors for Epoxy and Solder Mount



FEATURES

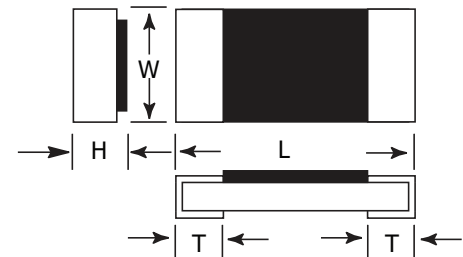
- Thick film technology
- Full wraparound and single wraparound w/ groundplane
- Ideal for epoxy or solder attachment
- Ultra Leach Resistant Terminals (ULR) available
- 96% Al₂O₃ substrate material
- Resistance values from 1Ω to 100GΩ
- Tolerances to ±1%
- TCR to 100ppm/°C under 200MΩ
- Jumper available (use value code JUMPR in part number)

DIMENSIONS

Part	Length	Width	Height (max)	Terminal	WVDC (max)	Rated Power @ 70°C	Value Range	Tolerance (%)
RC1,7-0302SG ¹	0.030 ^{+0.004} / _{-0.002}	0.020 ± .003	0.020	0.009 ± .003	50	63mW	1Ω to 25MΩ	5, 10
RC4,D, Q-0302	0.030 ± .005	0.020 ± .003	0.020	0.008 ± .005	50	63mW	1Ω to 25MΩ	5, 10
RCX-0402 (exc. 'SG')	0.040 ± .005	0.020 ± .005	0.020	0.008 ± .004	50	80mW	1Ω to 10GΩ	1, 2, 5, 10
RC1,4, Q-0402SG ¹	0.045 ± .005	0.025 ± .005	0.020	0.008 ± .004	50	125mW	1Ω to 25MΩ	1, 2, 5, 10
RCX-0502	0.050 ± .005	0.020 ± .005	0.020	0.014 ± .005	50	100mW	1Ω to 25MΩ	1, 2, 5, 10
RCX-0504	0.050 ± .005	0.040 ± .005	0.020	0.015 ± .006	50	125mW	1Ω to 200MΩ	1, 2, 5, 10
RCX-0603	0.060 ± .005	0.030 ± .005	0.020	0.014 ± .006	50	100mW	1Ω to 100GΩ	1, 2, 5, 10
RCX-0805	0.080 ± .005	0.050 ± .005	0.020	0.018 ± .008	150	175mW	1Ω to 1GΩ	1, 2, 5, 10
RCX-1005	0.100 ^{+0.010} / _{-0.005}	0.050 ± .005	0.020	0.015 ± .005	160	250mW	1Ω to 1GΩ	1, 2, 5, 10
RCX-1206	0.126 ± .008	0.063 ± .006	0.020	0.020 ± .010	200	250mW	1Ω to 1GΩ	1, 2, 5, 10
RCX-1505	0.150 ^{+0.010} / _{-0.005}	0.050 ± .005	0.020	0.016 ± .006	200	250mW	1Ω to 1GΩ	1, 2, 5, 10
RCX-2010	0.197 ± .008	0.106 ± .008	0.028	0.020 ± .012	200	500mW	1Ω to 1GΩ	1, 2, 5, 10
RCX-2512	0.248 ± .008	0.126 ± .010	0.028	0.026 ± .010	200	1W	1Ω to 1GΩ	1, 2, 5, 10

1. SG terminals available on all sizes as special order. Contact factory for details.

Operating Temperature	-55°C to 150°C
Resistance Tolerances	Not all values available in all tolerances.
RCX-0302	5%, 10%
RCX-0402 to RCX-2512	1%, 2%, 5%, 10%
Values over 200MΩ	10%, 15%, 20%, 30%, 40%, 50%




TERMINATIONS

Terminal Metallizations

Base Metal	No Solder Applied (PN Prefix)	Sn62 Solder Coat (PN Prefix)	Sn96 Solder Coat (PN Prefix)
Platinum Silver (PtAg)	RC3- ✓	RCC-	RCP- ✓
ULR Platinum Silver (PtAg)	RC8- ✓	RCH-	RCR- ✓
Platinum Gold (PtAu)	RC4- ✓	RCD-	RCQ- ✓
Gold (Au)	RC1- ✓	N/A	N/A
Gold over PtAu	RC7- ✓	N/A	N/A

RoHS Compliant = ✓

Terminal Styles



0302 0402 0502 0504 0603 0805 1005 1206 1505 2010 2512

ULR

HI-OHM

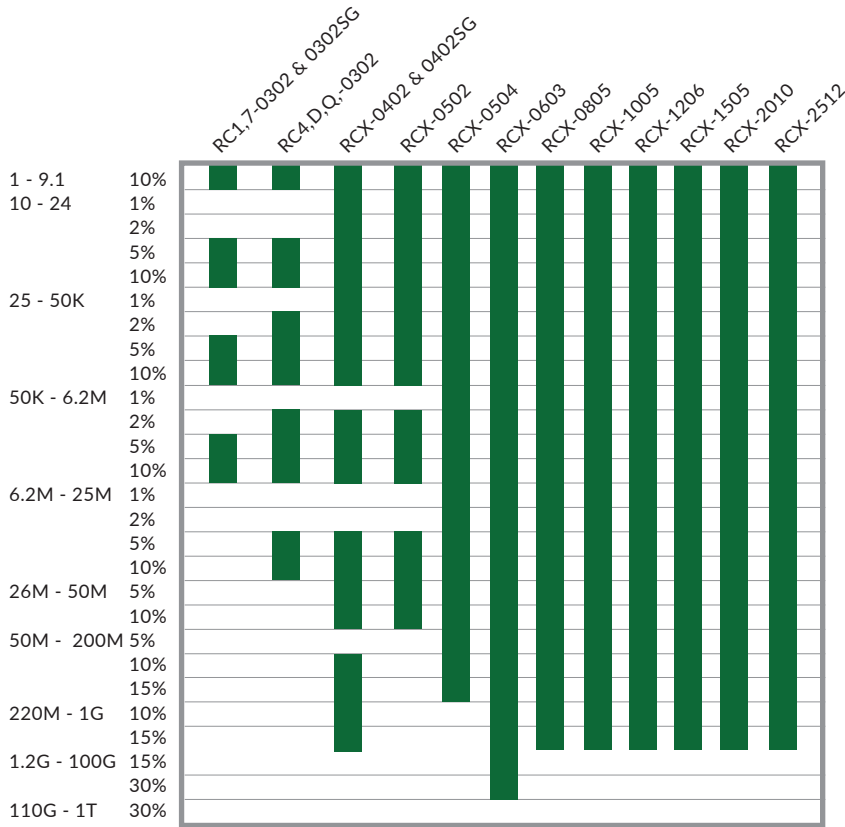
RoHS

Sn62

NON-MAG

BONDABLE

Thick Film Wraparound Surface Mount Chip Resistors for Epoxy and Solder Mount



Consult factory for additional values, sizes and tolerances.

ORDERING INFORMATION

Example: 100Ω, 5%, 0504, PtAg terminals, 125mW resistor

RC 3 - 0504 - 1000 J

RC= Trimmed
RT= Untrimmed

Termination Material

- 1 Au
- 3 PtAg
- 4 PtAu¹
- 7 Au over PtAu²
- 8 ULR PtAg
- C PtAg w/ Sn62 Solder
- P PtAg w/ Sn96 Solder
- D PtAu w/ Sn62 Solder
- Q PtAu w/ Sn96 Solder
- H ULR PtAg w/ Sn62 Solder
- R ULR PtAg w/ Sn96 Solder

Tolerances

F - 1%	G - 2%	J - 5%
K - 10%	L - 15%	M - 20%
N - 30%	P - 40%	R - 50%

Resistance Value

The first three digits are significant values. The fourth is the number of zeroes following. The R indicates a decimal point when resistance value is less than 100Ω. For a jumper use code JUMPR

Part				
	0302 (SG) ³	0504	1005	2010
	0402 (SG) ³	0603	1206	2512
	0502	0805	1505	

For packaging options please visit our website www.ims-resistors.com/packaging

RoHS Compliant =

ULR = Ultra Leach Resistant

ULR

HI-OHM

RoHS

Sn62

NON-MAG

BONDABLE

1. 0302 (SG) and 0402 (SG) only.
2. PtAu on wrap terminal (GND side), Au over PtAu on input terminal for 0302 and 0402 only.
3. Eliminate the second dash when ordering an SG termination style. Ex: RC3-0402SG1000J